



District Report Card: 2017


State: Odisha	District: Keonjhar
Class: 8	Subject: Language
Schools: 43	Students: 1144


Participation/Coverage


Students

<div>GENDER</div> <div></div>	Boys				Girls			
	Number		%		Number		%	
	552		48.25		592		51.75	

<div>AREA</div> <div></div>	Rural				Urban			
	Number		%		Number		%	
	1037		90.65		107		9.35	

<div>CATEGORY</div> <div></div>	SC		ST		OBC		GEN	
	Number	%	Number	%	Number	%	Number	%
	107	9.35	674	58.92	348	30.42	15	1.31

<div>CWSN</div> <div></div>	LD	VI	HI	S&LD	ID	Oth
	2	2	0	2	3	4

<div>Management</div> <div></div>	Government			Government-aided		
	Number		%	Number		%
	851		74.39	293		25.61

Average Performance of Students in Language (%)

Overall	Gender		Area		Management		Social Group			
	Male	Female	Rural	Urban	Govt.	Aided	SC	ST	OBC	GEN
45.40	42.75	47.87	46.99	30.03	44.99	46.60	44.17	42.31	51.82	44.00

Performance on Learning Outcomes (LOs)

Learning Outcomes	Description	Average Performance(%)
L813	Read textual/non-textual materials with comprehension and identifies the details, characters, main idea and sequence of ideas and events while reading	45.40

Range of Performance of Students who Answered Correctly							
Below 30%		30% - 50%		50% - 75%		Above 75%	
Number	%	Number	%	Number	%	Number	%
317	27.71	323	28.23	358	31.29	146	12.76

Lowest Performing Learning Outcomes (LOs)

1 - Read textual/non-textual materials with comprehension and identifies the details, characters, main idea and sequence of ideas and events while reading (45.40)